

2600/5600



30" OPTICAL COMPARATORS

"2600" Series Inverted Image



- **"55 Years"**
Manufacturing Experience in U.S.A.
- **"Exclusive"**
Gothic-Arch Bearings
- **"Superior"**
Optics-Brightness-Resolution
- **"Standard"**
2-Axis Joystick Controls

"5600" Series Erect Image



- **"Heavy Duty"**
500 Load Capacity
- **"Large"**
9" x 12" to 8" x 24" Stage Travel
- **"Portable"**
Mounted on Three 7" Diameter Wheels
- **"Optional"**
CNC Controls

S-T  **INDUSTRIES, INC.**
SCHERR - TUMICO

See ^{the} Quality

5600/5800

The "5600/5800" Series 30" Comparator features a ultra-bright vertical screen which projects an "ERECT" image of the part being inspected. With 55 years of experience manufacturing optical comparators in the U.S. and nationwide factory service makes S-T Comparators your best buy in the industry.


Ultra bright high resolution erect image on vertical 30" diameter glass screen with crosslines.

Duplex surface illumination with adjustable spot or floodlight focusing.

8" x 35" chrome plated table with 500 lb. capacity and 3 standard clamping slots. 9" vertical x 12" horizontal stage travel with 3" focus travel. Larger stage travel available.

Bright profile illumination with adjustable telecentric stop and selectable green filter.

Available in models with manual single lens mount or 6-position motorized lens changer and with PC based high speed servo motor drives and CNC stage positioning in x, y and focus axis.



Manually driven protractor ring with digital readout to 1 min. of arc over 360°. Appears as "Q" axis on digital readouts.

State of the Art Electronics. Choice of 3 readout systems, all DRO's have RS232C output and available with complete geometric functions and automatic edge sensing.

2-axis joystick control of stage motion with infinitely variable speed control.

Helix angle to +/- 10° by swinging lamphouse.

Mounted on three 7" diameter wheels for portability. Floor leveling screws.

2600/2800

With today's demanding measuring requirements, you need a **heavyweight**. This **Heavy-Duty SCHERR-TUMICO** comparator, with a rugged, 500 lb. capacity, 9" x 12" travel stage, Superior Optics and QUADRA-CHEK geometric digital readouts, will easily handle your most difficult tasks.

Ultra bright high resolution 30" diameter glass screen with crosslines.

Duplex surface illumination with adjustable spot or floodlight focusing.

8" x 35" chrome plated table with 500 lb. capacity and 3 standard clamping slots. 9" vertical x 12" horizontal stage travel with 3" focus travel. Larger stage travel available.

Bright profile illumination with adjustable telecentric stop and selectable green filter.

Available in models with manual single lens mount or 6-position motorized lens changer and with PC based high speed servo motor drives and CNC stage positioning in x, y and focus axis.



Manually driven protractor ring with digital readout to 1 min. of arc over 360°. Appears as "Q" axis on digital readouts.

State of the Art Electronics. Choice of 3 readout systems, all DRO's have RS232C output and available with complete geometric functions and automatic edge sensing.

2-axis joystick control of stage motion with infinitely variable speed control.

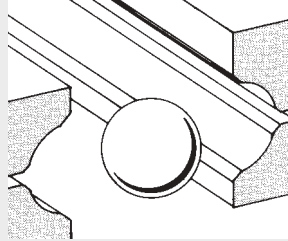
Mounted on three 7" diameter wheels for portability. Floor leveling screws.

STANDARD FEATURES




JOYSTICK CONTROL

A 2-axis joystick gives you infinitely variable control of motorized 9" x 12" stage travel. The joystick provides precise bidirectional control and high-speed jog. An electronic braking circuit stops motion when stick is released. The control may be hand held, placed on stage or attached to a quick release bracket on lamphouse.



GOTHIC-ARCH BEARINGS

High precision, gothic arch bearings provide the ultimate in stage strength and accuracy.



HEAVY DUTY STAGE

8" x 35" chrome plated top plate with 3 standard dovetail slots for mounting fixtures. Stage has 9" x 12" travel with 3" focus and 500 lb. load capacity.



DUPLEX SURFACE ILLUMINATION

Dual surface illumination incorporates separate illumination systems on both sides of the projection lens. Each illuminator may be directed to the left or right or telescoped in or out to spotlight or floodlight a part of any magnification.

DIGITAL READOUTS



Quadra-Chek 221 and 221E

These powerful digital readouts provide fast geometric computations in a simple, easy to use format. Functions include point, line, circle, distance, angle, skew alignment and Measure Magic. Other features include Inch/MM, Cartesian/Polar, nearest/farthest distance, complimentary angles, serial and parallel ports and 200-feature memory. Large, high contrast LCD screen graphically displays measurement features and construction. Housing tilts backward or forward for best angle of operation. Model 221E includes fiber optic edge sensor.



Standard Digital Readout

The Standard digital readout features absolute/incremental, IN/MM conversion, random zeroing, RS232C output, linear error compensation and Q axis for digital screen protractor.



Quadra-Chek 4215

PC computer based geometric readout system, mouse driven, with on screen graphic representation of part or part segment as it is measured. Simple CAD interface simplifies constructions and part programming. Unlimited part and feature memory. Includes computer with Microsoft® Windows® fiber optic edge sensor and all functions found in the Quadra-Chek 200.

2600/2800

FEATURES & SPECIFICATIONS



CATALOG #	DESCRIPTION
22-2600-01	2600 with ST 7000 DRO
22-2600-02	2600 with QC 221 DRO
22-2600-03	2600 with QC 221E DRO with Edge Sensing
22-2600-05	2600 with QC-4215 DRO
22-2601-01	2601 with 6 Pos. Lens Changer and ST 7000 DRO
22-2601-02	2601 with 6 Pos. Lens Changer and QC 221 DRO
22-2601-03	2601 with 6 Pos. Lens Changer and QC 221E DRO with Edge Sensing
22-2601-05	2601 with 6 Pos. Lens Changer and QC-4215 DRO with Edge Sensing

"2800" SERIES CNC 30" COMPARATORS

22-2800-01	2800 CNC with QC-4215 DRO with Edge Sensing
22-2801-01	2801 CNC with 6 Pos. Lens Changer and QC-4215 DRO with Edge Sensing

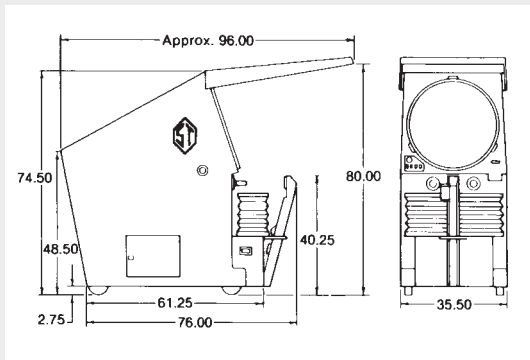
OPTIONS

CATALOG #	DESCRIPTION
22-2508-01	5x Mag. Lens
22-2501-00	10x Mag. Lens
22-2502-00	20x Mag. Lens
22-2505-00	31 1/4 x Mag. Lens
22-2504-00	50x Mag. Lens
22-2506-00	62 1/2 x Mag. Lens

CATALOG #	DESCRIPTION
22-2507-00	100x Mag. Lens
22-2535-00	Tracer Attachment
22-1005-24	Lrg. Rotary Vise
22-2533-00	Lrg. Stage Ctrs.
22-2541-00	Vert. Glass Fixture

CATALOG #	DESCRIPTION
20-3630-00	Rotary V-Block
20-3631-00	Sm. Rotary Vise
20-3632-00	Sm. Stage Centers

SPECIFICATIONS



Measuring Travel: 12" Horizontal (X), 9" Vertical (Y), 3" Focus, larger travels available

Work Table : 8" x 35"

Allowable Work Load: 500 lbs.

Stage Motion: 2 axis variable speed joystick

Measuring Stage Resolution: .00005"/.001mm

Digital Screen Protractor: 1 min/.01 Deg arc

Duplex Surface Illumination

30" Frosted Glass Screen w/ 30, 60, 90 Deg Lines

Helix Angle: +/- 10 degrees by swinging lamphouse

Curtain Canopy

Mounted on Three 7" Wheels for Portability

115 Volts, 60 Hz; Other Voltages Available

THE S-T FAMILY OF OPTICAL COMPARATORS

14"

24"

16"

14"



20-3500



20-3700



20-2450



20-1600



20-4600

CALL OR WRITE TODAY FOR FREE INFORMATION ON ANY OF THE ABOVE

S-T INDUSTRIES, INC.

Manufacturers of SCHERR-TUMICO Precision Measuring Tools
301 Armstrong Boulevard North
St. James, Minnesota 56081-0517
Phone: 1-800-326-2039 • (507) 375-3211
FAX (507) 375-4503
E-Mail: rjf-st@prairie.lakes.com
Internet: www.stindustries.thomasregister.com
www.stindustries.com



International Operations

SCHERR-TUMICO optical comparators and video inspection systems are available throughout the industrialized world. S-T Industries maintains a service and distribution network with factory qualified sales and service representatives in the following countries. Call or write for your representative.

Australia	Canada	France	Germany	Great Britain
Greece	Holland	Hong Kong	India	Indonesia
Israel	Italy	Malaysia	Mexico	New Zealand
Norway	Singapore	South Africa	South America	South Korea
Spain	Sweden	Taiwan	Thailand	Turkey

5600/5800

FEATURES & SPECIFICATIONS



CATALOG #	DESCRIPTION
22-5600-01	5600 with ST 7000 DRO
22-5600-02	5600 with QC 221 DRO
22-5600-03	5600 with QC 221E DRO with Edge Sensing
22-5600-05	5600 with QC-4215 DRO with Edge Sensing
22-5601-01	5601 with 6 Pos. Lens Changer and ST 7000 DRO
22-5601-02	5601 with 6 Pos. Lens Changer and QC 221 DRO
22-5601-03	5601 with 6 Pos. Lens Changer and QC 221E DRO with Edge Sensing
22-5601-05	5601 with 6 Pos. Lens Changer and QC-4215 DRO with Edge Sensing

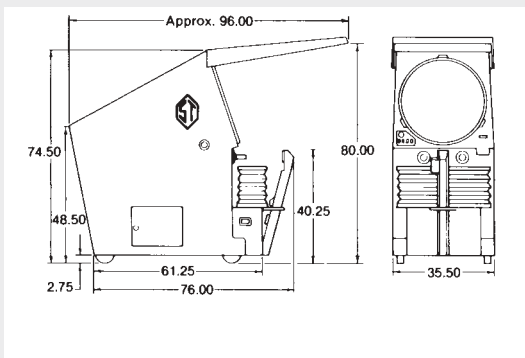
“5800” SERIES CNC 30" COMPARATORS

22-5800-01	5800 CNC with QC-4215 DRO with Edge Sensing
22-5801-01	5800 CNC with 6 Pos. Lens Changer and QC-4215 DRO with Edge Sensing

OPTIONS

CATALOG #	DESCRIPTION	CATALOG #	DESCRIPTION	CATALOG #	DESCRIPTION
22-2508-01	5x Mag. Lens	22-2507-00	100x Mag. Lens	20-3630-00	Rotary V-Block
22-2501-00	10x Mag. Lens	22-2535-00	Tracer Attachment	20-3631-00	Sm. Rotary Vise
22-2502-00	20x Mag. Lens	22-1005-24	Lrg. Rotary Vise	20-3632-00	Sm. Stage Centers
22-2505-00	31 ¹ / ₄ x Mag. Lens	22-2533-00	Lrg. Stage Ctrs.		
22-2504-00	50x Mag. Lens	22-2541-00	Vert. Glass Fixture		
22-2506-00	62 ¹ / ₂ x Mag. Lens				

SPECIFICATIONS



Measuring Travel: 12" Horizontal (X), 9" Vertical (Y), 3" Focus, larger travels available

Work Table: 8" x 35"

Allowable Work Load: 500 lbs.

Stage Motion: 2 axis variable speed joystick

Measuring Stage Resolution: .00005"/.001mm

Digital Screen Protractor: 1 min/.01 Deg arc

Duplex Surface Illumination

30" Frosted Glass Screen w/ 30, 60, 90 Deg Lines

Helix Angle: +/- 10 degrees by swinging lamphouse

Mounted on Three 7" Wheels for Portability

115 Volts, 60 Hz; Other Voltages Available